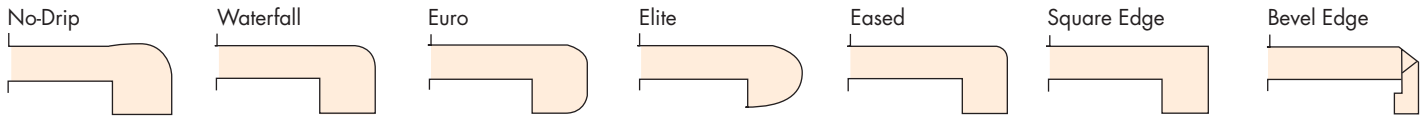


# ORDER FORM

PO#:		HOME:		
ORDER DATE:		CELL:		
REQUIRED DATE:		EMAIL/FAX:		
SOLD TO (NAME):		CONTACT:		
KITCHEN COLOR:	<input type="checkbox"/> Backsplash <input type="checkbox"/> NO Backsplash	<input type="checkbox"/> PICK UP	<input type="checkbox"/> CRATE	<input type="checkbox"/> WRAP
VANITY COLOR:	<input type="checkbox"/> Backsplash <input type="checkbox"/> NO Backsplash	SHIP VIA:		

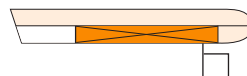


### No Build-Up Required

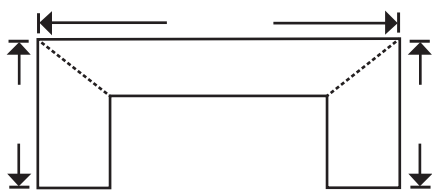


Drawers or cabinet doors low enough to allow space for front edge of countertop.

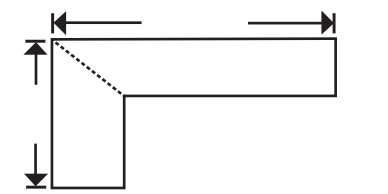
### Build-Up Required



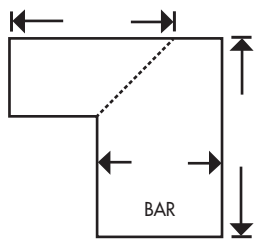
Countertop must be raised to allow clearance of cabinet doors or drawers.



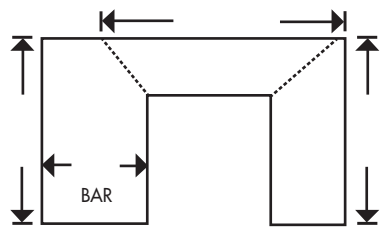
MEASUREMENT TO MITRE



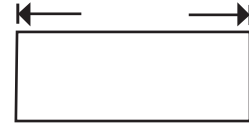

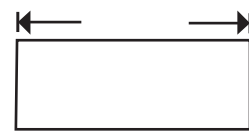
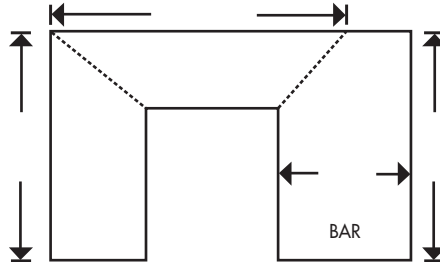
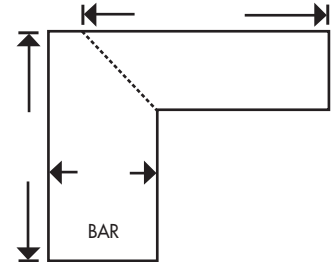
MEASUREMENT TO MITRE



MEASUREMENT TO MITRE



MEASUREMENT TO MITRE



### Backsplash Heights

- 3 1/2" - For the No drip, Waterfall, Eased Edge profiles
- 3 1/8" - Underwrap Edge Profiles
- 3 1/2" - For Square Edge Profiles
- 3 1/2" - For Bevel Edge Profiles

### Standard Counter Top Depths

#### Style A= with Backsplash

- Kitchen: 24 1/2", 25 1/2"
- Vanity: 22 1/2"

#### Style I= No Backsplash

Any depth up to 27"

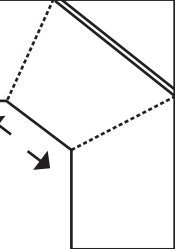
### Bar Tops (Peninsulas)

- No Drip
  - Waterfall
  - Square Edge
  - Bevel Edge
  - Eased
- 27"
- Euro
  - Elite
- 26 3/4"

### Indicate Style on Every Section of Top

- BF** = Bevel Finish    **F** = Finish End
- AP** = Appliance End
- RC** = Round Corner    **S** = Splash End
- TMS** = Top Mount Splash
- U** = Unfinished

COLOUR



**ASK YOUR SALES ASSOCIATE**  
about our full line of sink & faucet options. Undermount sinks, moisture resistant core now available for laminate counter tops.

### ADDITIONAL COMMENTS:

---

---

---

---

---

---

---

---

---

---

### HOW DID YOU HEAR ABOUT PF CUSTOM COUNTER TOPS?

- Referral     Repeat Customer
- Advertising - please specify

---

---

---

**PLEASE NOTE: CUSTOMER FULLY UNDERSTANDS LAYOUT AND ACKNOWLEDGES STYLES AND COLOURS. ALL MEASUREMENTS TO BE IN INCHES, FINAL COUNTERTOP DIMENSIONS ONLY. COUNTERTOPS WILL BE CUT WITHIN +/- 1/8" TOLERANCE.**

DATE: \_\_\_\_\_

APPROVAL: \_\_\_\_\_